


Home Security Guide

Use this guide in conjunction with the Queensland Police Service 'Home Security' and 'Property Identification' information sheets to assist in reviewing your current home security measures.

House-breaking is one of the most common crimes and can occur at any time of the day or night. This guide is designed as a practical tool to help you review your current home security measures and identify potential security risks. Good home security can be achieved by following these key principles:

- Make it easy for an offender to be seen
- Make it difficult for an offender to gain entry
- Make it difficult for an offender to exit with your property
- Make it difficult for an offender to gain benefit from your property.

A simple and effective way to review your home security is to start from the outside of your home and work inwards, using a layered approach. For most homes, including units and townhouses, **there are six layers that can be used to identify existing and desirable security.**



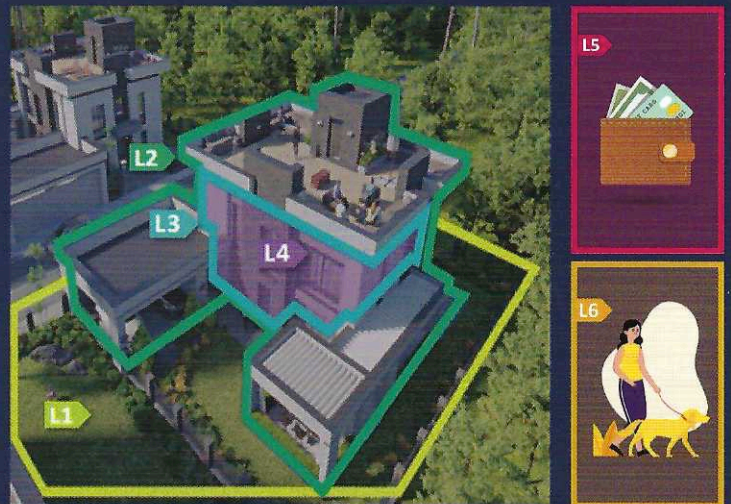
It is important to remember that security changes may require some modification to your everyday behaviours. Locking doors and windows as part of your daily routine and being conscious of where you place your personal valuables such as keys, jewellery and mobile devices are all positive security habits.

This guide has been designed to help you take a fresh look at your home security. Where a specific risk to your security is identified, you are encouraged to consult industry specialists to discuss treatment options.

Using a layered approach to conduct your review will enable you to identify the most appropriate layer(s) to introduce additional security measures.


Focus on these layers with security measures relevant to your circumstances and lifestyle considerations.

Layered Security Assessment



- L1** **External perimeter** (fence line, yard, vegetation, veranda, balcony)
- L2** **External walls and access** (doors, windows, roof, access points, external design)
- L3** **Internal walls** (entry points, visibility)
- L4** **Interior public and private areas** (CCTV cameras, alarms)
- L5** **Property** (security and access to items of value, property identification)
- L6** **People** (personal safety, security behaviours)

This information sheet contains only general guidelines for increasing home security. The Queensland Police Service, in providing this information, makes no representations nor gives any warranty or guarantee concerning the safety of persons or property.

 Licence URL: <http://creativecommons.org/licenses/by/4.0/legalcode>. Please give attribution to: © State of Queensland (Queensland Police Service) 2021

Home Security Guide cont.

L1	External perimeter - make it easy for an offender to be seen	Notes
	Is your home easily identifiable by emergency services? (house numbers should be clearly visible from the road)	
	Can your home be seen by people walking or driving past? (clear visibility supports offender identification)	
	Do trees/shrubs require trimming to ensure doors and windows are not concealed?	
	Do you have sensor lighting in 'high risk' areas? (sensor lights can alert residents to movement outside the home at night)	

L2	External walls and access - make it difficult for an offender to gain entry	
	Are external doors and frames solid and fitted with adequate locks and other security features? (security screens, grills, blocker plates/finger guards)	
	Are windows adequately protected (protective films, locks, grills, security screens) and outside areas free of potential projectiles and items that might be used as a ladder?	
	Are other access points secure? (roof, access holes, garage doors)	
	Are CCTV cameras installed that monitor the perimeter of the home?	
	Is there signage or stickers advising of existing security features? (do not knock, no trespassing, dog onsite, CCTV cameras, alarm monitoring)	

L3	Internal walls - make it difficult for an offender to exit with your property	
	Do internal areas have security features such as door and window locks, patio bolts?	
	Are internal locks keyed alike and keys removed from locks? (a single key for all door locks assists safe exit in an emergency)	
	Is the door from the garage into the house lockable?	

L4	Interior public and private areas	
	Are security systems installed and of sufficient quality to effectively detect/identify/record/unwanted activities? (CCTV cameras, alarms, lighting)	
	Where CCTV cameras are installed, do they record to an Internet Protocol (IP) address and receive regular maintenance?	
	Does the alarm system have the capability to alert you immediately for follow up action?	

L5	Property - make it difficult for an offender to gain benefit from your property	
	Is property appropriately marked and recorded and your personal code provided to local police? (refer to the property identification information sheet)	
	Where a safe is installed, is it securely anchored?	
	Are keys and valuable items kept out of sight?	
	If you have firearms (licensed) are they secure? (firearms must be unloaded and secured in a locked safe with keys/combination unable to be readily located by unauthorised people. Ammunition must be locked in a separate container.)	
	Is the firearms safe secure? (safes under 150kg must be bolted to the floor or frame of a permanent building)	

L6	People	
	Are residents in the habit of using existing security features? (key locking doors and windows, turning on security devices and monitoring)	
	Are suspicious behaviours reported to police (Policelink or Crime Stoppers)?	
	Do residents dispose of personal documents in a secure way? (documents containing personal details should be shredded prior to placement in the wheelie bin)	
	Do residents ensure information about security arrangements are kept private?	
	Are important phone numbers including emergency services, Policelink, Crime Stoppers, SES and trusted neighbours stored in your phone?	